


**HAPPY CHANUKAH
TO ALL FAMILIES
WITH KIDS!**

**Celebrate with 8-nights
of CBST-original puzzles
with gelt and candles!**


Love and blessings,
Jennifer Kleinbaum,
Limmud Principal and
Rabbi Yael Rooks Rapport




Turn this triangle
up-side down
by changing
the positions of
only 2 pieces of gelt.



Slide any coin around
but that coin must
always be touching 2
other pieces of gelt.
(Don't trap any inside the circle.)
(Can you get it in 3 moves?)



Move gelt in pairs
of silver and gold;
they must be
adjacent & touching
each other.

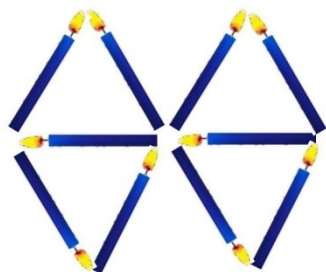


Move 1 coin at a time,
either to the adjacent
empty box or jumping
over the coin that's
there to the empty
box behind it.

INSTRUCTIONS:

Set up Chanukah candles
& gelt as shown in the
pictures (or any round
and straight objects).
Then, follow each
puzzle's instructions to
make a new shape.

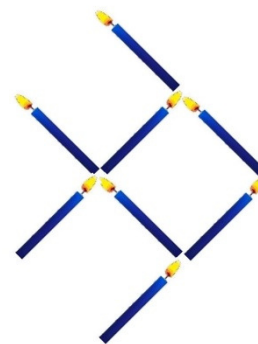
Take your time and try to
solve it yourself! They
can be tricky. Then
challenge other family
members to see if they
can solve them too.



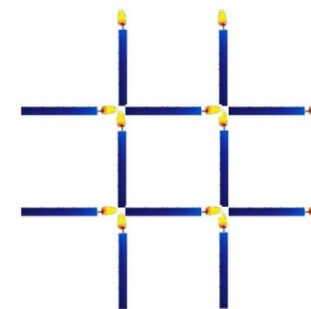
Move 2 candles
to make
3 equal diamonds.



Can you get the gelt
out of the cup without
moving it? Move 2
candles instead.



Move 3 candles
to make the fish swim
in the opposite
directions.



Move 3 candles
to make exactly 3
squares with no extra
pieces sticking out